

YOU.

Quarterly Review

Multi-Asset Blend
Adventurous Fund

Q1 2024



www.YOU-Asset.co.uk



Contents

- 02 Performance summary
- 03 Performance commentary
- 05 Market outlook
- 07 What's in your Multi-Asset Blend Fund?
- 09 Manager spotlight
- 11 Investment insights

Welcome to our **Quarterly Review**

Q1 2024

In this report, we will review the key developments from the first quarter of 2024 and their implications for your investment portfolio. This quarter is pivotal, establishing a foundation for the year's investment climate. We will analyse how the tail end of 2023 continues to shape our investment strategies and underline the critical role of diversification in mitigating risks. Furthermore, we will highlight emerging trends and potential market shifts to watch in the upcoming quarters.

Performance summary

- The Adventurous Fund (“the Fund”) enjoyed a strong start to the year, returning +5.9% over the first quarter.
- With global equity markets performing well and your Fund invested almost entirely in equities, this proved an attractive backdrop for your portfolio. This was further supplemented by the Fund being tactically overweight to the strongly-performing Japanese Equity market.
- Despite equity markets being primarily driven by what’s done well recently (i.e. what are known as “momentum” stocks), it was pleasing to see your Fund’s global diversification prove helpful to returns.
- The Fund’s more growth-oriented managers delivered the strongest performance whereas small cap and value-oriented strategies typically lagged.

	MAB Adventurous	IA Flexible Investment
Quarter 1 2024	5.9%	4.5%
1 year	13.7%	10.1%
6th Oct 2022 (Since launch)	19.6%	13.2%

The Fund has seen a return of 19.6% since launch in October 2022.

The Fund performance figures are presented net of the Ongoing Charges Figure (OCF) and run from launch.

Key portfolio activity



0 Sales

There were no new sales in Q1 2024.



0 Buys

There were no new buys in Q1 2024.



47 Manager meetings

We attended 47 meetings during the quarter to review existing and prospective managers.

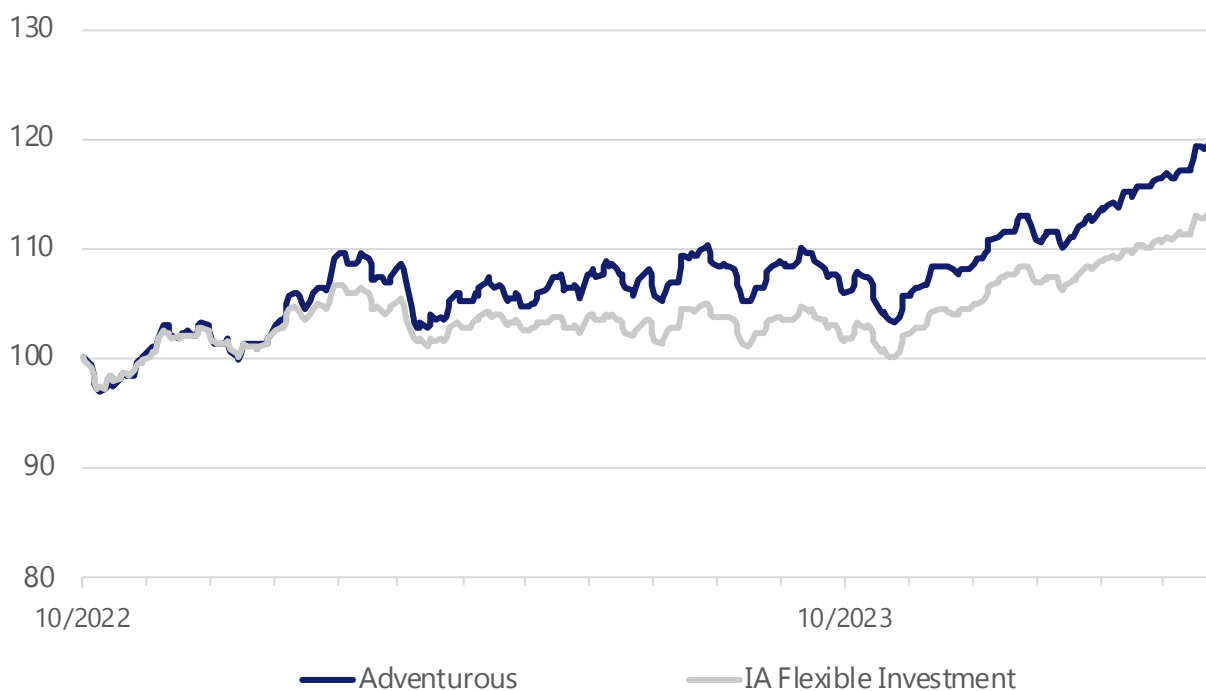
Performance commentary

Market

Equity markets started the year on a strong footing with the MSCI All Country World Index of global equities up +9.3% for the quarter in Sterling terms. The U.S. equity market, as measured by the S&P 500 Index, was again a key driver, up +11.6%, but it was Japan that led the way, up +12.2% for the quarter in Sterling terms. Japan's stock market continues to attract global investors' attention due to the positive backdrop of a strengthening economy, accelerating earnings growth and transformative corporate governance reforms. Emerging Market equities were the laggards, up +3.4% for the quarter, held back by China's ongoing economic struggles which led its equity market to decline over the period.

From a style perspective, Momentum was a clear winner over the quarter globally. Conversely, strategies focused on mid and smaller sized companies and value-oriented strategies typically underperformed.

Adventurous vs IA Flexible Investment



Total Fund

The Adventurous Fund ("the Fund") was up +5.9% over the first quarter, outpacing the +4.5% return of its IA Flexible Investment performance comparator. Since the Fund's inception on 6th October 2022, the Fund is up +19.6%, significantly ahead of the +13.2% return of its IA comparator.



Equities

With equities representing 97% of your Fund and equity markets generally performing well, this exposure proved very additive over the quarter. This was further supplemented by the Fund being tactically overweight to Japan, which was one of the strongest equity markets globally. Outside of Japan, it was evident that “momentum” stocks were the primary driver of equity market returns over the quarter. This means that stocks that have done well recently, which have typically been more growth-oriented stocks, continued to perform well. Following this pattern, in your portfolio the Amundi Russell 1000 Growth ETF exposure in the U.S. component rose +12.3% over the quarter. Other more growth-oriented exposures in your portfolio like the BlackRock Continental Europe Fund (+12.0%) and the Baillie Gifford Pacific Fund (+9.6%) also outperformed their comparators by a wide margin.

Conversely, those funds investing more in small caps or value-oriented stocks were typically the laggards, with funds like the Baillie Gifford Global Discovery Fund (-9.8%), the Neuberger Berman US Small Cap Value Fund (+5.4%) and the Pzena Global Value Fund (+5.6%) lagging their respective index comparators. The Polar UK Value Opportunities Fund, which has a bias towards mid-cap value companies in the UK, was a notable exception with the manager’s +5.4% quarterly return outperforming the FTSE All Share Index. This outperformance was helped by a takeover bid for one of its companies at a 100% premium as well as multiple other companies accompanying positive Q4 earnings announcements with increased returns to shareholders through both dividends and share buybacks.

With valuations of many large cap growth/momentum stocks reaching highly elevated levels, we continue to believe retaining deep and genuine diversification by style and region remains entirely appropriate for your portfolio.



market outlook

Central Bank Rate decisions and market focus

Markets have become intently focused on when central banks will begin to lower interest rates and the pace at which they will do so. Predicting these movements is notoriously challenging, yet it appears unlikely that we will see a return to 0% interest rates in the near future. Even with declining rates, heavily indebted companies will struggle to issue debt, and when they do, the cost of credit will be substantially higher. As a result, the strength of a company's balance sheet will play a more critical role moving forward, steering us towards a preference for active management.

Opportunities in smaller companies

Smaller companies have been neglected for an extended period and have underperformed their larger-cap peers worldwide by a considerable margin, a trend that persisted in the first quarter. We believe this has created some outstanding value and growth opportunities within this market segment. However, given the ever-shifting landscape, we are acquiring this exposure cautiously and through managers who prioritise balance sheet strength. In a financial context where debt is less accessible and more expensive, well considered active stock selection will become increasingly vital.

Fixed income and high-yield corporate bonds

This principle applies equally to fixed income. The more arduous refinancing climate is one reason for our heightened caution regarding high-yield corporate bonds. These bonds, typically issued by lower-quality companies carrying more debt, are more vulnerable to economic fluctuations. We contend that the modest yield premium over higher-quality debt does not adequately

reflect these risks. Consequently, in portfolios with a fixed income component, we prefer maintaining a core investment in a global government bond-focused ETF, along with selective allocations in asset classes with high return potential.

Japanese Equities: A structural opportunity

Regarding equities, we maintain a positive outlook on the opportunities in Japan. Our overweight stance on Japanese equities, sustained for nearly four years, is driven by attractive valuations and structural reforms aimed at enhancing corporate efficiency and shareholder returns. Our engagement with the Fund's three incumbent active Japanese equity managers has revealed tangible signs of these reforms, manifested in improved earnings growth and dividend increases. This approach was validated once again this quarter, with MSCI Japan outperforming many global indices, including the prominent U.S. market, underscoring the benefits of international diversification in your fund. We believe this structural opportunity has considerable potential for further growth.

UK Equities and Government initiatives

We also continue to favour UK equities. The recent announcement by the UK Chancellor of a new British ISA, offering an additional £5,000 tax-free allowance for investment in UK equities or funds, is unlikely to have a significant monetary impact. However, it signals a broader initiative to encourage greater investment in UK businesses by both domestic retail and institutional investors.

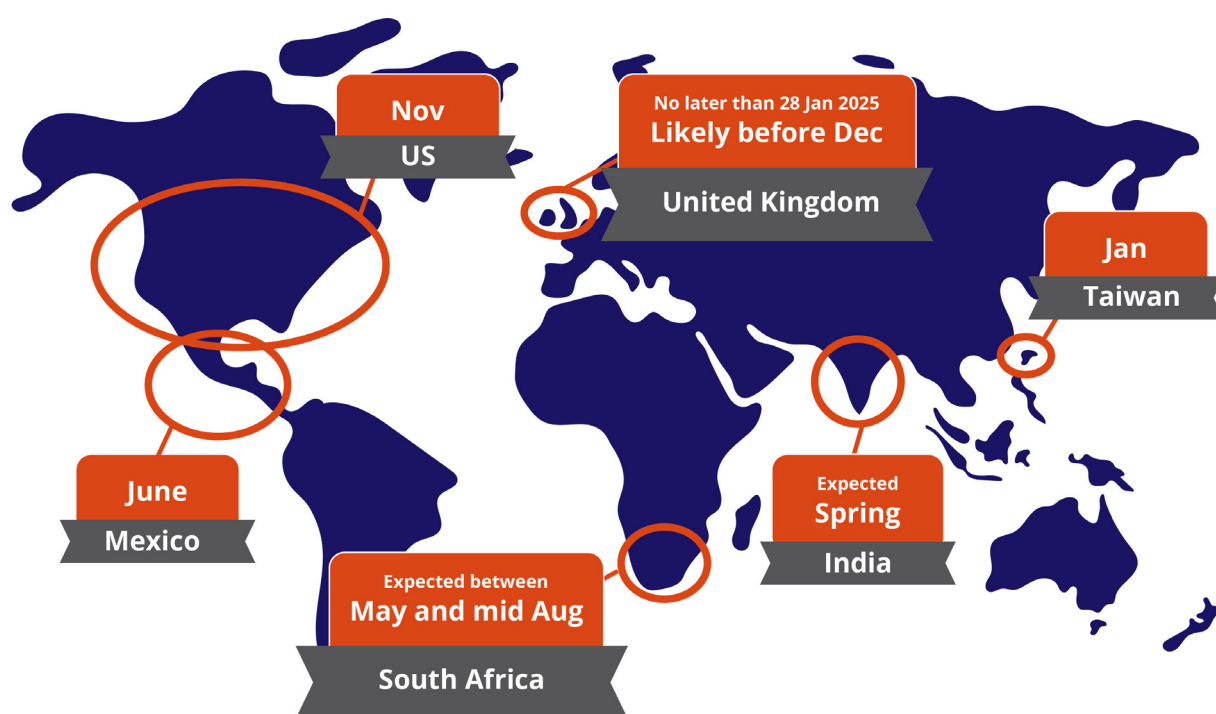
Pension funds and UK equity investments

More pivotal will be government efforts to encourage UK pension funds to raise their investment in domestic companies. Unlike two decades ago, when it was common for UK pension funds to allocate a significant portion of their assets to local companies, this figure has drastically declined to a low single digit percentage. This contrasts with pension funds in countries like Australia, France, Japan, and Italy, which allocate a substantial portion of their assets to their domestic equity market. In this regard, it was notable that the government also announced a new requirement for UK pension funds to disclose their allocation to UK companies going forward, suggesting that further action could be taken if allocations are not increasing.

Corporate UK's response to market conditions

Amidst these developments, with the UK equity market still trading at extremely cheap valuations, we see corporations taking matters into their own hands with a stream of announcements characterised by aggressive share buybacks (companies using their profits to buy their own undervalued shares, thereby increasing Earnings (profit) Per Share for the remaining shareholders), higher dividend payouts and a surge in acquisitions by both domestic and international suitors. We are encouraged to see an increasing number of routes that this value in UK equities could get realised going forward.

Key elections 2024



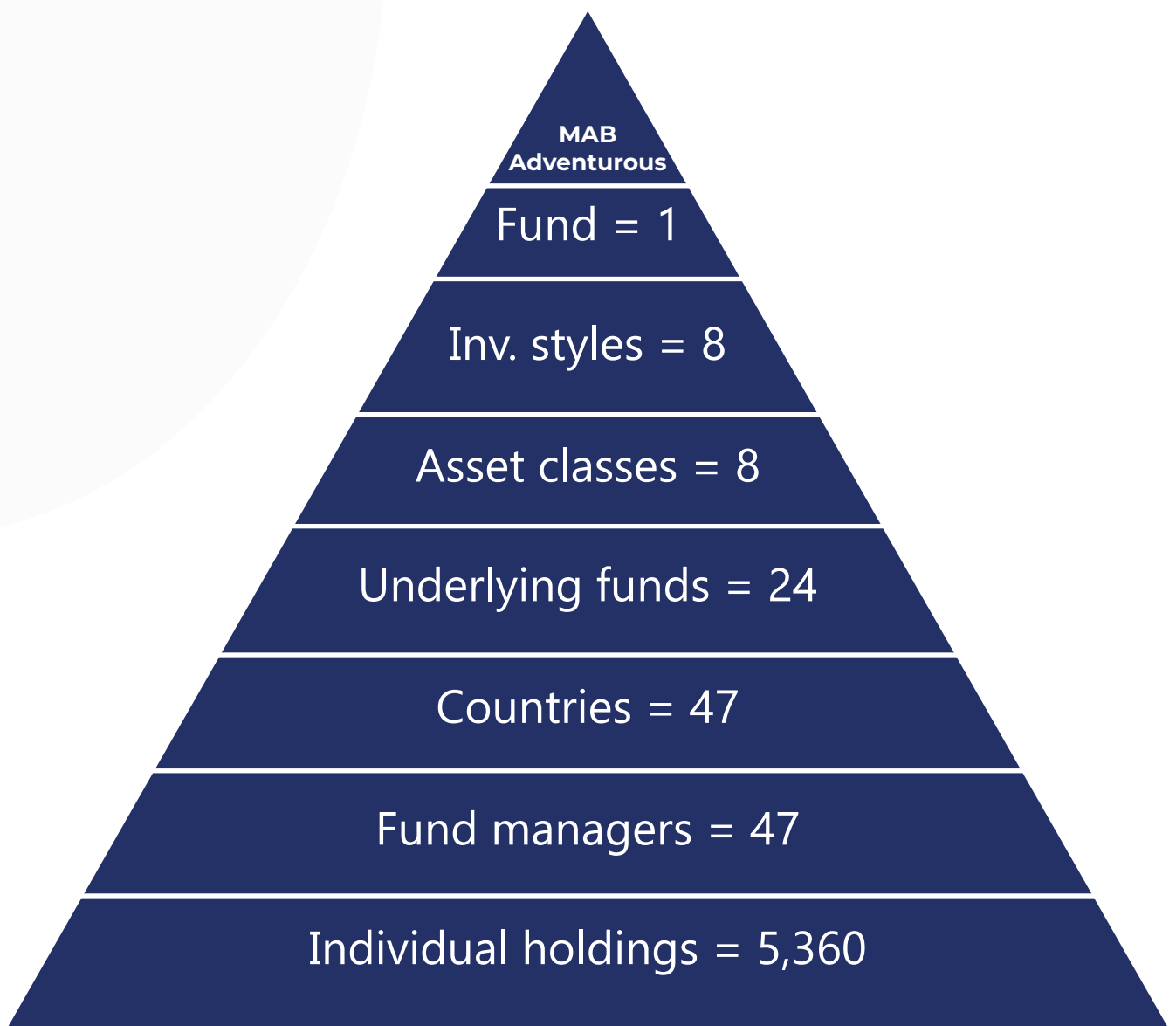
Global elections and market impact

As the 2024 US presidential election primaries heat up, alongside elections in the UK, India, and other countries, global investors are monitoring potential market impacts. However, historical trends suggest that the election outcomes, regardless of the political spectrum, will have limited long-term effects on market behaviour. Our priority remains to provide you with a diversified portfolio across various asset classes, managers, and investment styles to harness the best long-term global investment opportunities.

What's in your Multi-Asset Blend Fund?

We aim to provide our clients with a full range of investment solutions that help deliver their financial plans. We have evolved our investment offering since 2004 and the YOU Multi-Asset Blend Funds are the most modern iteration of our investment process.

This pyramid below is designed to illustrate how highly diversified the MAB Adventurous Fund is and to help you understand the benefits of the Multi-Asset Blend Fund structure.



To find out more visit:

www.you-asset.co.uk/wp-content/uploads/2024/03/YOU-Client-Guide-Whats-in-a-YOU-Multi-Asset-Blend-Fund.pdf

IFSL YOU Multi-Asset Blend Adventurous Fund

(as at 31st March 2024)

Equity Total	95.6%	Other Assets Total	1.0%
UK Equity	21.2%	Property & Real Assets	1.0%
Lyxor Core UK Equity All Cap ETF	10.6%	Sparkchange Physical Carbon EUA ETC	1.0%
Lindsell Train UK Equity	5.3%		
Polar Capital UK Value Opportunities	3.7%		
Invesco UK Opportunities	1.6%		
US Equity	19.4%	Cash Total	3.2%
Invesco S&P 500 ETF	11.6%		
Neuberger Berman US Small Cap Intrinsic Value	5.1%		
Amundi Russell 1000 Growth ETF	2.7%		
Europe Ex-UK Equity	10.4%		
Vanguard Europe ex-UK ETF	5.2%		
Lansdowne Partners European ex-UK	2.6%		
BlackRock Continental European	2.6%		
Japanese Equity	13.8%		
Amundi Prime Japan ETF	5.5%		
GSAM Japan Equity Partners	3.3%		
Nikko AM Value	3.3%		
Neuberger Berman Japan Engagement	1.7%		
Global Emerging Market Equity	13.8%		
HSBC MSCI Emerging Markets ETF	4.8%		
North of South EM All Cap	3.6%		
Skerryvore Global Emerging Markets	2.7%		
Baillie Gifford Pacific	2.7%		
Global Developed Market Equity	17.0%		
Amundi MSCI World ETF	5.0%		
Brown Advisory Global Leaders	4.8%		
Pzena Global Value	4.8%		
Baillie Gifford Global Discovery	2.4%		



We recommend that potential investors seek professional financial advice before making any investment. The material in this report has been prepared by YOU Asset Management and provides background information about YOU Asset Management's activities as at the date of this report.



Manager spotlight

Goldman Sachs Japan Equity Partners Portfolio

The portfolio seeks long-term capital appreciation by investing primarily in a concentrated portfolio of equity securities of Japanese companies.

Team:

Lead Portfolio Manager Ichiro Kosuge, with four portfolio managers and two analysts

Team experience:

Combined 95 years

Last manager meeting:

15th January 2024

Asset Class:

Equity

Sub Asset Class:

Japan

Fund inception date:

27th May 2015

Fund size:

£2.5BN

Added to your portfolio:

April 2023

YOU allocation:

3.3%

Source: www.gsam.com/content/gsam/ain/en/advisors/fund-center/fund-finder/goldman-sachs-japan-equity-partners-portfolio.html

The team behind the fund

Ichiro joined Goldman Sachs Asset Management's Japan Equity team in October 2004 and has been the Lead portfolio manager on the strategy since 2014.

We first met Ichiro in London in March 2023 as part of a review of the existing manager blend in our Japanese equity allocation and were immediately impressed by his knowledge and the capability of the team.

The team run a relatively simple, disciplined, strategy which focuses on investment in large Japanese companies who are entering what they refer to as the "re-growth stage" of their corporate lives. This process produces a portfolio of larger companies with high and/or accelerating growth rates in their earnings.

In traditional Japanese corporate settings deference to seniority often hampers constructive criticism. By implementing the "Three-Day Rule," the investment team has created a framework that fosters open dialogue and critical evaluation of investment proposals irrespective of seniority. This ensures that investment pitches are scrutinised rigorously, with any potential weaknesses or blind spots being identified and addressed.

The YOU Investment & Asset Allocation Committee adopt a similar approach and favours managers who focus on effective challenge and debate because we believe this is crucial to strong and effective decision-making.



Ichiro Kosuge

“The fund was an ideal addition to our Japanese Equity manager blend as a complement to our value or small-cap manager selections”.



Investment insights

The extraordinary power of compound growth

In the world of finance, few concepts wield as much influence and potential as compound growth.

At its core compound growth is elegantly simple yet incredibly powerful and is a phenomenon that helps turn modest investments into substantial wealth over time.

The extraordinary power of compound growth can be illustrated by the famous story of the grain of rice. It goes like this:

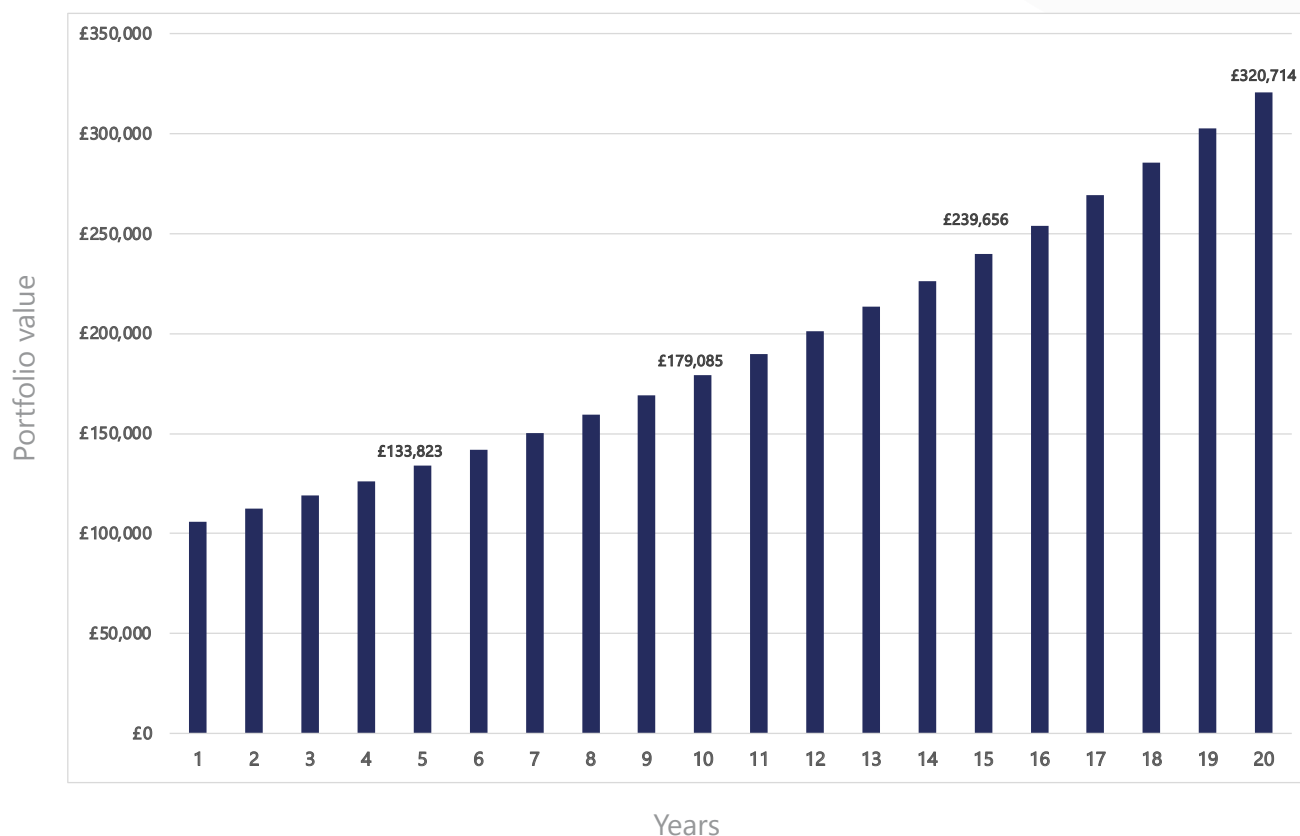
Imagine you have a chessboard, and on the first square, you place one grain of rice. On the second square, you place two grains, doubling the amount. On the third square, you place four grains, doubling again, and so on, doubling the amount of rice for each square.

At first, it doesn't seem like much, but as you continue, the amount of rice grows exponentially. By the time you reach the 64th square, the amount of rice would equate to 18,000,000,000,000,000 grains of rice which is equal to about 210 billion tons. That's a lot of rice.

The important takeaway here is although that first grain of rice or pound may seem modest, getting invested (and staying invested) allows the power of compound growth to take effect.

How getting (and staying) invested makes a big impact over time

The following chart shows how a £100,000 investment, growing at 6% per annum can generate great results for you over time.



Time is your biggest ally, even if you start with a modest investment amount. As you can see from the chart, your portfolio grows at a relatively slow pace early on but with the power of compounding taking effect, the value of your portfolio accelerates quickly through your 20-year investment period.

Embracing the extraordinary power of compound growth is key to helping you live your best financial life.

“The new first rule of compounding: Never interrupt it unnecessarily.”

- Charlie Munger

If there are any investment topics that you would like us to feature in this section of the Quarterly Report, we would love to hear from you at Marketing@YOU-Asset.co.uk

The YOU Asset Management team



Derrick Dunne
Chief Executive



Shane Balkham
Client Investment
Director



Nick Heath
Client Relationship
Manager



Chris Ayton
Fund Manager



Cormac Nevin
Fund Manager



Milan Chauhan
Investment Analyst



Iliara Massei
Investment Analyst



Ashwin Gurung
Investment Analyst



Dominic Williams
Investment Analyst



Peter Griffin
Operations
Director



Kira Parker
Investment
Administration
Manager



Conor Cassidy
Investment
Administration
Specialist



Maddie O'Connor
Investment
Administration
Specialist



Linda Afari
Investment
Administration
Specialist



Steven Poulton
Compliance Director



Ceris Hymas
Head of Marketing
& Communications



Nicola Walmsley
Marketing &
Communications
Manager






Mary Fyfe
Group Head of HR

Get in touch

Whether you have questions about your portfolio, need assistance with your investments, or simply want to touch base, our dedicated team is readily available to support you.

Don't hesitate to reach out to us through any of the following channels:

-  www.YOU-Asset.co.uk
-  0345 241 5376
-  enquiries@YOU-Asset.co.uk

Important information

All data provided by Investment Fund Services Limited (IFSL) is correct as at 31st March 2024. The IFSL YOU Multi-Asset Blend Adventurous Fund was launched on 6th October 2022. It's crucial to understand that past performance does not predict future returns, and the value of investments can change, potentially resulting in not recovering the initial investment.

Investment performance is subject to fluctuations due to changes in currency rates and market conditions, especially for funds invested in international markets or different currencies. The Investment Asset Allocation Committee may adjust asset allocations in response to market evaluations, which could affect portfolio performance. Also, performance figures may not align with individual experiences if there were changes in portfolio investment during the quarter.

Be aware that inflation can impact the future value of capital, and investments focused on specific sectors or regions are generally riskier. Additionally, investments in emerging markets or smaller companies are subject to higher volatility and risks. Lastly, the performance of funds can vary significantly based on the timing of investment switches.



YOU.

The content of this document is for information only. None of YOU, its partner firms, its sister company or its affiliates are, by means of this publication, rendering financial, investment, legal, tax, or other professional advice or services. Any opinions stated are honestly held but are not guaranteed and should not be relied upon. It is advisable that you discuss your personal financial circumstances with an Independent Financial Adviser before undertaking any investments.

YOU Asset Management is the copyright and registered trademark of The Beaufort Group of Companies Limited. All rights reserved. © 2024 YOU is a trading style of YOU Asset Management Limited which is authorised and regulated by the Financial Conduct Authority. YOU Asset Management Limited is registered in England Company No. 06150317. Registered Office: Brennan House, Farnborough Aerospace Centre Business Park, Farnborough, GU14 6XR. YOU Asset Management Limited is a wholly owned subsidiary of The Beaufort Group of Companies Limited which is neither authorised nor regulated by the Financial Conduct Authority. The Beaufort Group of Companies Limited is registered in England Company No. 07902965. Registered Office: Brennan House, Farnborough

Aerospace Centre Business Park, Farnborough, GU14 6XR. Please contact enquiries@YOU-Asset.co.uk