

Monthly Performance Factsheet

31st December 2025



Ethical Balanced

Objectives

This Portfolio invests in a moderate amount of Fixed Interest with a greater proportion in Equities and Property & Real Assets. It is suitable for investors who wish to increase the chances of reasonable returns and still protect capital, if possible.

Portfolio Information

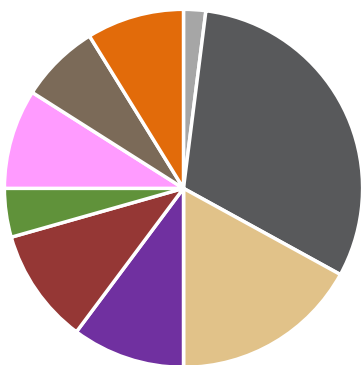
Benchmark	IA Mixed Investment 20-60%
Inception Date	01 April 2015
Investment Management Charge (p.a.)	0.36%
Underlying Fund OCF (Weighted)*	0.67%
Currency Options	GBP
Investment Platforms	YOU Model Portfolio Services and Funds are available via the majority of platforms. For further information please contact Peter Griffin 07842 417674

YOU Risk Rating

5

Current Asset Allocation

Sector	Allocation
Cash	2.0
Fixed Income	31.0
Property & Real Assets	17.0
Absolute Return	0.0
UK Equity	10.2
US Equity	10.4
Europe ex-UK Equity	4.4
Japanese Equity	9.0
Global Emerging Market Equity	7.2
Global Developed Market Equity	8.8



Performance Summary

	3MTH	6MTH	1YR	3YR	5YR
Portfolio	3.3%	6.6%	10.7%	27.1%	19.9%
Benchmark	2.7%	6.6%	10.2%	24.8%	21.1%
Cash (90 Day Notice Account)	0.1%	0.3%	0.5%	1.5%	2.5%
Retail Price Index	-0.1%	0.3%	3.4%	12.5%	37.3%

Annualised Performance (Since Inception)

	Volatility	Return
Portfolio	8.3%	5.2%
Benchmark	8.8%	5.3%
Cash (90 Day Notice Account)	0.0%	0.5%
Retail Price Index	1.6%	3.7%

Top Five Largest Portfolio Holdings

Fund Name	Allocation
Robeco Global SDG Credits	12.0%
PIMCO Global Bond ESG	12.0%
Brown Advisory US Flexible Equity	10.4%
Nomura Japan Sustainable Equity Core	9.0%
Polar Emerging Market Stars	7.2%
Top 5 Holdings as Percentage of Total Portfolio	50.6%

Data provided by Financial Express Analytics as at 31st December 2025

Disclaimers

The content of this document is for information only. The information contained in this document is not to be regarded as an offer to buy or sell any investments or products. Fund percentage growth is calculated with income re-invested back into the fund net of tax. For fund or sector average benchmarks the percentage growth is also calculated net of tax. Performance is bid to bid.

This Fund / Portfolio may not be appropriate for investors who plan to withdraw their money within three years.

YOU Asset Management Limited | Tel: 0345 241 5376 | www.YOU-Asset.co.uk

For Clients of YOU ONLY: Past performance is not necessarily a guide to future investment returns. The value of investments, and the income from them, may go down as well as up and may fall below the amount initially invested. * Please be aware that the OCF can change at the discretion of Fund Managers and that it may vary from platform to platform. If you have any queries please speak to your Independent Financial Adviser. YOU Asset Management is authorised and regulated by the Financial Conduct Authority.



Monthly Performance Factsheet

31st December 2025



Ethical Cautious

Objectives

This Portfolio invests mainly in Cash and Fixed Interest and is suitable for investors who wish to protect their capital with a minimal amount of risk.

Portfolio Information

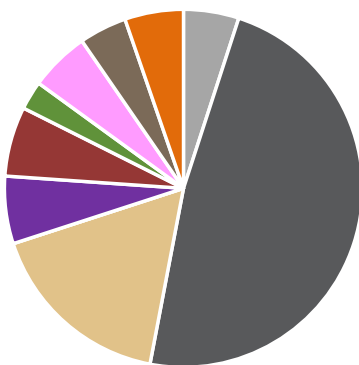
Benchmark	Consumer Price Index
Inception Date	01 April 2015
Investment Management Charge (p.a.)	0.36%
Underlying Fund OCF (Weighted)*	0.64%
Currency Options	GBP
Investment Platforms	YOU Model Portfolio Services and Funds are available via the majority of platforms. For further information please contact Peter Griffin 07842 417674

YOU Risk Rating

2

Current Asset Allocation

Sector	Allocation
Cash	5.0
Fixed Income	48.0
Property & Real Assets	17.0
Absolute Return	0.0
UK Equity	6.1
US Equity	6.3
Europe ex-UK Equity	2.6
Japanese Equity	5.4
Global Emerging Market Equity	4.3
Global Developed Market Equity	5.3



Performance Summary

	3MTH	6MTH	1YR	3YR	5YR
Portfolio	2.7%	5.5%	9.6%	23.2%	14.2%
Benchmark	0.1%	0.4%	2.9%	9.7%	27.8%
Cash (90 Day Notice Account)	0.1%	0.3%	0.5%	1.5%	2.5%
Retail Price Index	-0.1%	0.3%	3.4%	12.5%	37.3%

Annualised Performance (Since Inception)

	Volatility	Return
Portfolio	6.4%	3.9%
Benchmark	1.5%	2.8%
Cash (90 Day Notice Account)	0.0%	0.5%
Retail Price Index	1.6%	3.7%

Top Five Largest Portfolio Holdings

Fund Name	Allocation
JPM Global Bond Opportunities ESG	18.0%
Robeco Global SDG Credits	15.0%
PIMCO Global Bond ESG	15.0%
Brown Advisory US Flexible Equity	6.3%
ClearBridge Global Infrastructure Income	5.7%
Top 5 Holdings as Percentage of Total Portfolio	60.0%

Data provided by Financial Express Analytics as at 31st December 2025

Disclaimers

The content of this document is for information only. The information contained in this document is not to be regarded as an offer to buy or sell any investments or products. Fund percentage growth is calculated with income re-invested back into the fund net of tax. For fund or sector average benchmarks the percentage growth is also calculated net of tax. Performance is bid to bid.

This Fund / Portfolio may not be appropriate for investors who plan to withdraw their money within three years.

YOU Asset Management Limited | Tel: 0345 241 5376 | www.YOU-Asset.co.uk

For Clients of YOU ONLY: Past performance is not necessarily a guide to future investment returns. The value of investments, and the income from them, may go down as well as up and may fall below the amount initially invested. * Please be aware that the OCF can change at the discretion of Fund Managers and that it may vary from platform to platform. If you have any queries please speak to your Independent Financial Adviser. YOU Asset Management is authorised and regulated by the Financial Conduct Authority.



Monthly Performance Factsheet

31st December 2025



Ethical Growth

Objectives

This Portfolio invests mainly in Equities and some specialist Equities in order to obtain diversification. It is suitable for investors who are prepared to take some investment risk to improve long-term returns, where these are more important than capital protection.

Portfolio Information

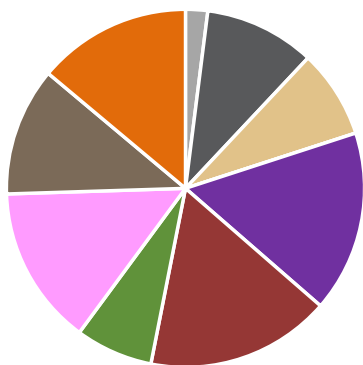
Benchmark	IA Mixed Investment 40-85%
Inception Date	01 April 2015
Investment Management Charge (p.a.)	0.36%
Underlying Fund OCF (Weighted)*	0.68%
Currency Options	GBP
Investment Platforms	YOU Model Portfolio Services and Funds are available via the majority of platforms. For further information please contact Peter Griffin 07842 417674

YOU Risk Rating

8

Current Asset Allocation

Sector	Allocation
Cash	2.0
Fixed Income	10.0
Property & Real Assets	8.0
Absolute Return	0.0
UK Equity	16.4
US Equity	16.7
Europe ex-UK Equity	7.0
Japanese Equity	14.4
Global Emerging Market Equity	11.6
Global Developed Market Equity	13.9



Performance Summary

	3MTH	6MTH	1YR	3YR	5YR
Portfolio	3.7%	7.6%	11.1%	31.6%	25.8%
Benchmark	3.3%	8.8%	11.6%	31.4%	31.2%
Cash (90 Day Notice Account)	0.1%	0.3%	0.5%	1.5%	2.5%
Retail Price Index	-0.1%	0.3%	3.4%	12.5%	37.3%

Annualised Performance (Since Inception)

	Volatility	Return
Portfolio	10.7%	6.5%
Benchmark	10.8%	6.0%
Cash (90 Day Notice Account)	0.0%	0.5%
Retail Price Index	1.6%	3.7%

Top Five Largest Portfolio Holdings

Fund Name	Allocation
Brown Advisory US Flexible Equity	16.7%
Nomura Japan Sustainable Equity Core	14.4%
Polar Emerging Market Stars	11.6%
Royal London Sustainable Leaders Trust	8.2%
Janus Henderson UK Responsible Income	8.2%
Top 5 Holdings as Percentage of Total Portfolio	59.1%

Data provided by Financial Express Analytics as at 31st December 2025

Disclaimers

The content of this document is for information only. The information contained in this document is not to be regarded as an offer to buy or sell any investments or products. Fund percentage growth is calculated with income re-invested back into the fund net of tax. For fund or sector average benchmarks the percentage growth is also calculated net of tax. Performance is bid to bid.

This Fund / Portfolio may not be appropriate for investors who plan to withdraw their money within three years.

YOU Asset Management Limited | Tel: 0345 241 5376 | www.YOU-Asset.co.uk

For Clients of YOU ONLY: Past performance is not necessarily a guide to future investment returns. The value of investments, and the income from them, may go down as well as up and may fall below the amount initially invested. * Please be aware that the OCF can change at the discretion of Fund Managers and that it may vary from platform to platform. If you have any queries please speak to your Independent Financial Adviser. YOU Asset Management is authorised and regulated by the Financial Conduct Authority.

